












# THE LIGHTS OUT

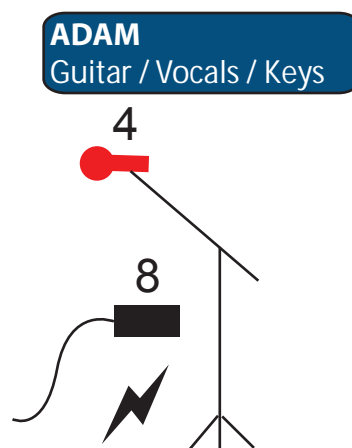
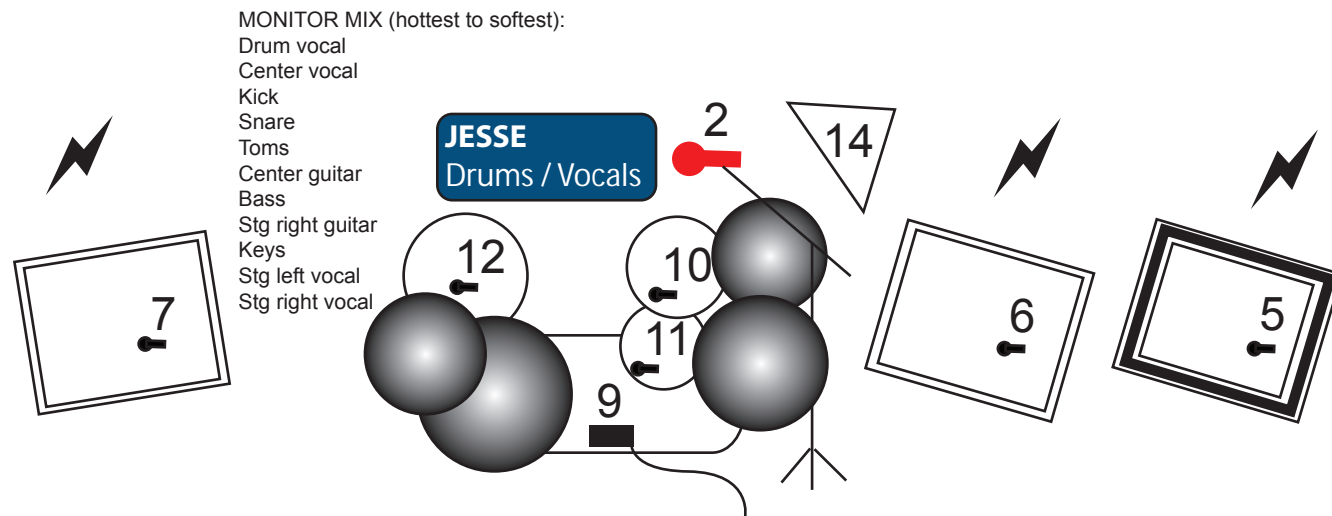
## STAGE PLOT

### VENUE PROVIDES:

-  Vocal mics + stands (4 + 4)
-  Instrument mics + stands/clips (7 + 7)
-  Stage monitors (4)
-  Power outlets (6)
-  XLR cable for DIs (2)

### BAND PROVIDES:

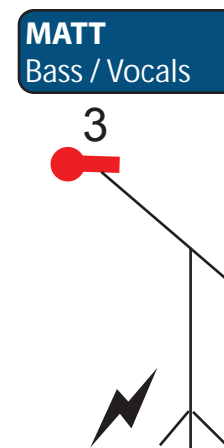
-  Guitar amps (2)
-  Bass amp (1)
-  Drums (4)
-  Cymbals (4)
-  Keyboard DI (1)
-  Drum DI (1)



MONITOR MIX (hottest to softest):  
 Keys (CRANK)  
 Stg right vocal  
 Stg right guitar  
 Center Vocal



MONITOR MIX (hottest to softest):  
 Center vocal  
 Center guitar  
 Drum vocal  
 Keys



MONITOR MIX (hottest to softest):  
 Stg left vocal  
 Center vocal  
 Kick  
 Snare  
 Stg right guitar  
 Keys

### INPUT LIST

**VOCALS**  
 1: Center  
 2: Drummer  
 3: Stage left  
 4: Stage right

**AMPS**  
 5: Bass  
 6: Center guitar  
 7: Stage right guitar  
 8: Keyboard (need XLR only)

**DRUMS**  
 9: Kick (need XLR only)  
 10: Snare  
 11: Rack tom  
 12: Floor tom

**MONITORS**  
 13: Center  
 14: Drummer  
 15: Stage left  
 16: Stage right

-We share lead vocals among multiple band members. Rish will always introduce who the lead vocal is about to switch to.  
 -Ask us for less stage volume or EQ tweaks if it will help your mix and the vibe of the room. We are not dicks!

On-site contact: Matt King / Cell: (617) 824-0545 / matt@thelightsout.com